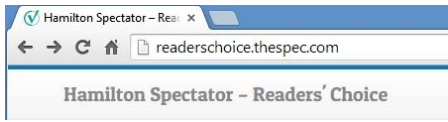


How to Vote for Hamilton Spectator Readers Choice Awards

1. Go onto the Spectator website. Use your favorite browser (e.g., Firefox or Chrome).



2. Click on **Click Here to Start Voting**.



Voting 2014

Readers Choice 2014 is a brand new voting site and will require you to Register as a new user with an email address and password. For more information please see the FAQs below.

Please have your votes in by Thursday, October 2nd at 11:30 pm.

[Click Here to Start Voting!](#)

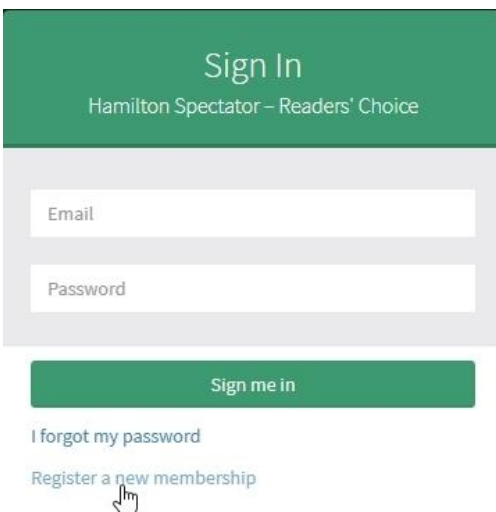
3. Click on **Entertainment**.

Voting 2014

Please have your votes in before October 2nd at 11:30 pm.



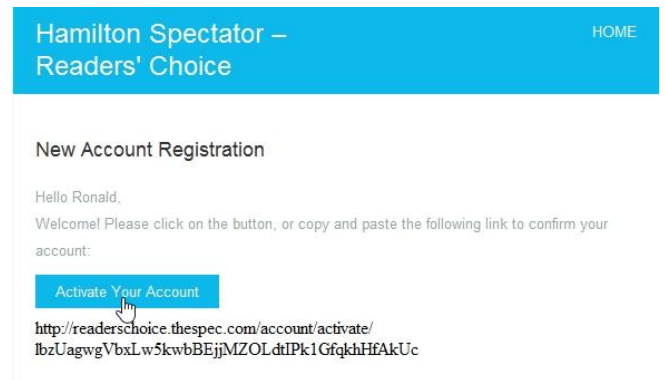
4. Ha! Ha! Gotcha! You have to register an account and sign in. **Click on Register a new membership**.



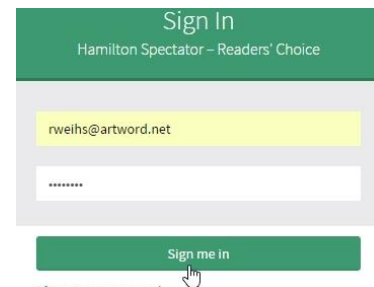
5. To register an account, supply your name, your email and make up a password.



6. Then they send you an email to confirm your registration. (Sigh!) Click on **Activate Your Account**.



7. Then you have to sign in.



8. Select **Entertainment** (or whatever). Select **Live Jazz Club**.



9. Vote for whoever is most deserving.



10. Do the same for **Live Music Bar/Lounge**.

